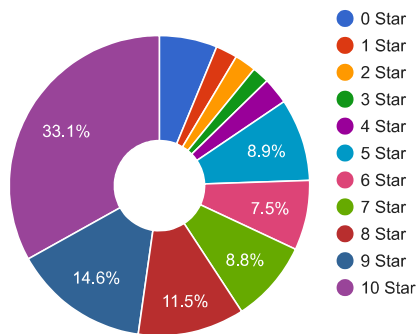


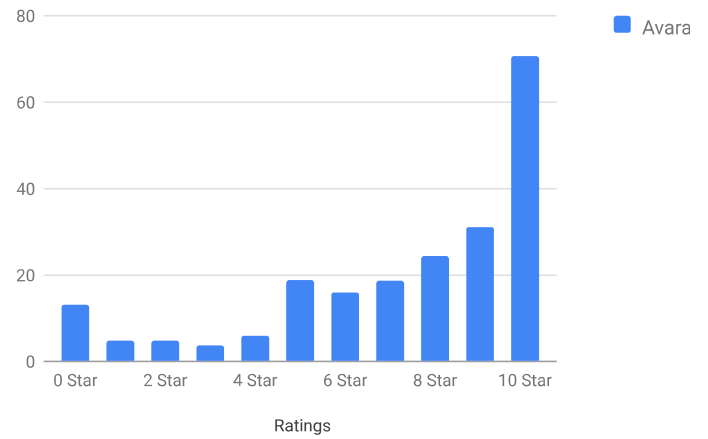
### Student's General Observations Ratings

Sl	Question	AVG
1	Effectiveness of delivery of lectures	7.9
2	Availability of Faculty after class hours for guidance	7.45
3	Transparency & Fairness of Evaluation System/Internal Examinations	7.68
4	Completion of course on time	7.71
5	Degree of Satisfaction with Conference & Seminars	7.43
6	Conduct of Educational Visits	6.47
7	Career Counselling	6.43
<b>Average</b>		<b>7.3</b>

Average Ratings in Pie Chart



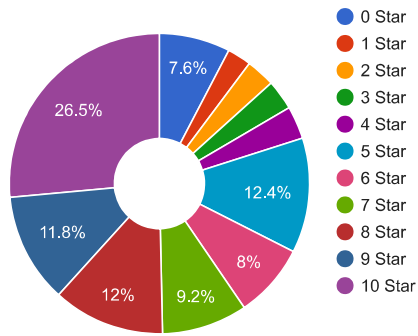
Average Report



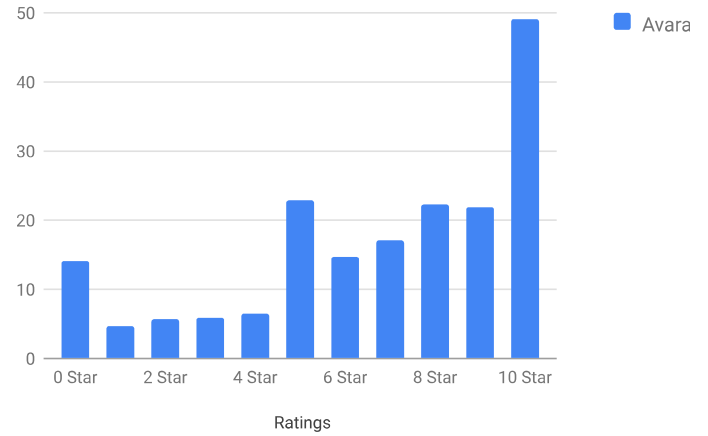
### Student's Infrastructure Ratings

Sl	Question	AVG
1	Adequacy and effectiveness of Teaching Aids used (LCD/OHP/White Board)	6.95
2	General Environment	7.81
3	Boys/Girls Common Room	5.09
4	Sport Facilities	6.59
5	Scope for Cultural Activities	7.27
<b>Average</b>		<b>6.74</b>

Avarage Ratings in Pie Chart



Avarage Report

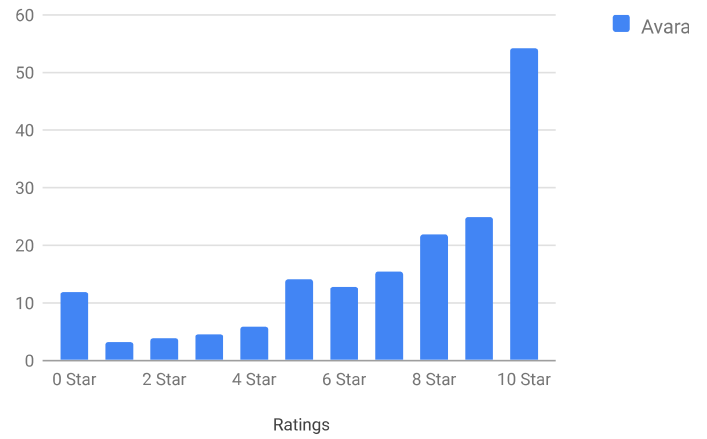
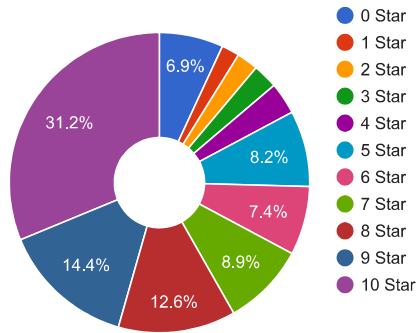


### Student's Administration Ratings

Sl	Question	AVG
1	Responsiveness to your issues by Principal	6.61
2	Responsiveness to your issues by Vice Principal	7.29
3	Responsiveness to your issues by Head of the Department	8.74
4	Responsiveness to your issues by Library Staff	7.48
5	Responsiveness to your issues by Office Staff	5.95
6	Degree of Satisfaction with the Fee Structure	6.4
7	Notice Board Updation	7.63
8	Staff Politeness and Support	6.64
9	Cleanliness and Maintenance of the Campus	7.95
<b>Average</b>		<b>7.19</b>

Avarage Report

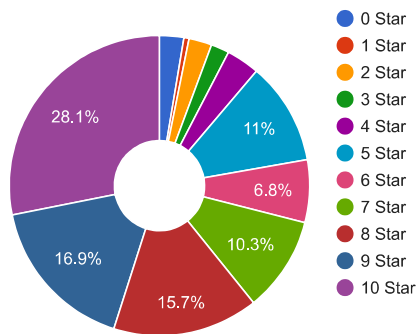
Avarage Ratings in Pie Chart



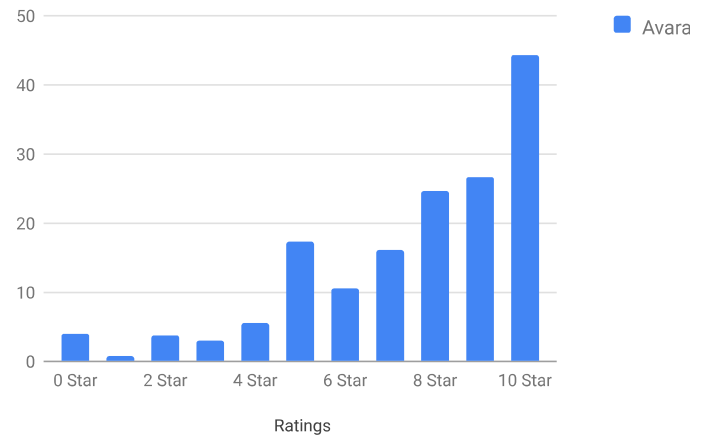
## Student's Library Ratings

Sl	Question	AVG
1	Quality of Books	7.65
2	Adequacy of Books for all Subjects	7.35
3	Availability of Journals	7.34
4	Availability of proper sitting arrangements	7.99
5	Timings of Library	7.89
6	Support and Cooperation of the Library Staff	7.87
7	Availability of Reference Books	7.61
<b>Average</b>		<b>7.67</b>

Average Ratings in Pie Chart



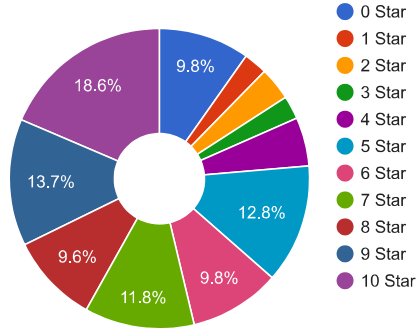
Average Report



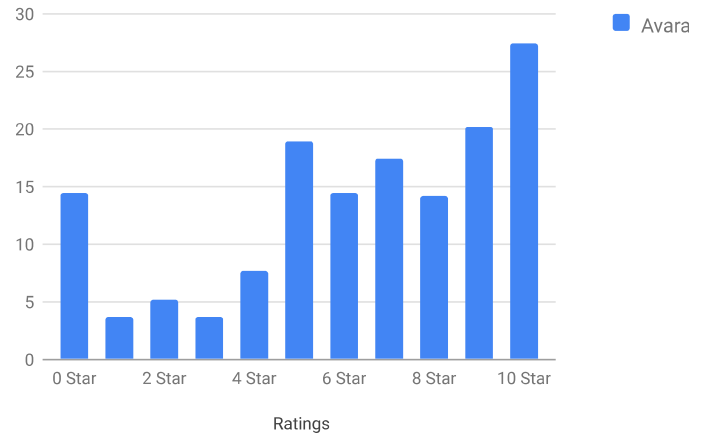
### Student's Computer Facilities Ratings

Sl	Question	AVG
1	Timings of Computer Lab	6.37
2	Adequacy of Softwares loaded on PC	6.26
3	Internet Facility	6.56
<b>Average</b>		<b>6.4</b>

Avarage Ratings in Pie Chart



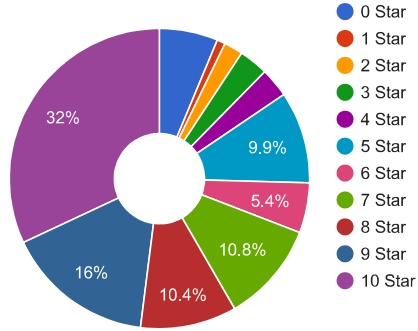
Avarage Report



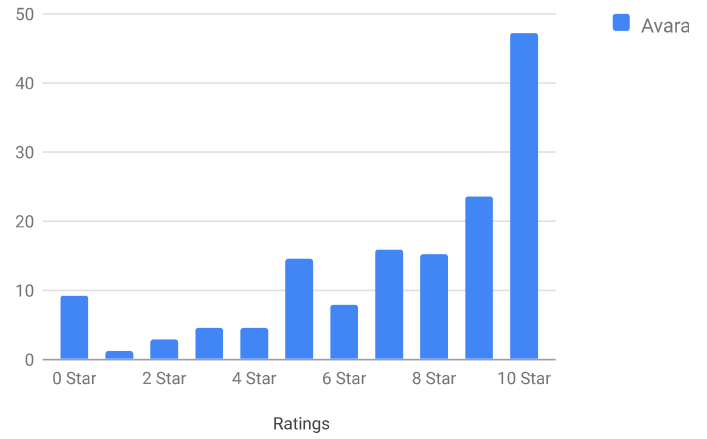
### Student's Security Ratings

Sl	Question	AVG
1	Security of the Campus	7.78
2	Support and Cooperation of the Security Staff	7.12
3	Security of the Students Materials	7.04
<b>Average</b>		<b>7.31</b>

Avarage Ratings in Pie Chart



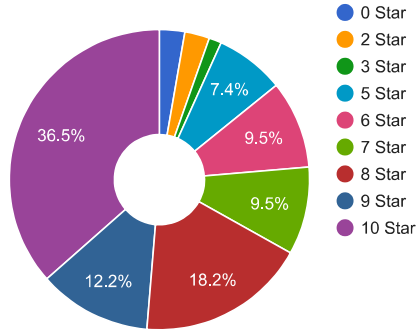
Avarage Report



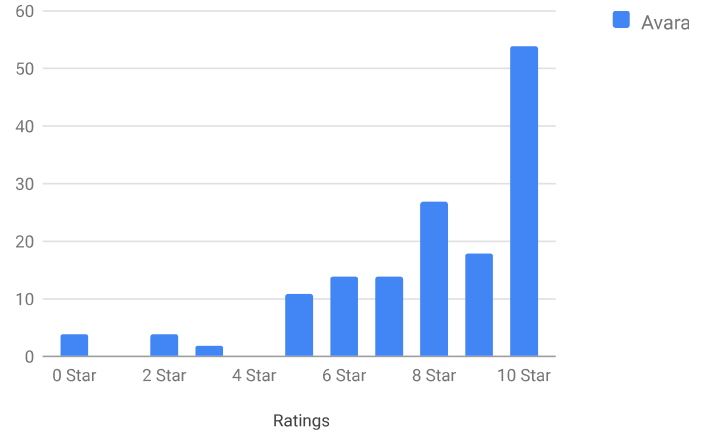
### Student's Parking Ratings

Sl	Question	AVG
1	Parking Facilities	7.9
Average		7.9

Average Ratings in Pie Chart



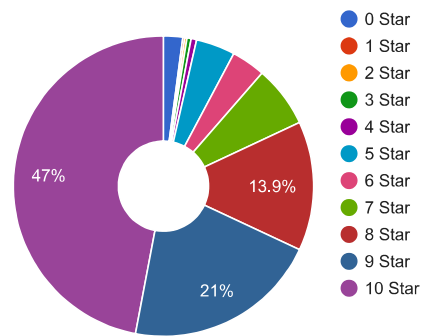
Average Report



### Student's You as a Student Ratings

Sl	Question	AVG
1	Punctuality	8.41
2	Showing up in Campus in Uniform	9.06
3	Discipline within the Campus	8.75
4	Attitudes towards Classmates and Staff Members	8.58
5	Initiative for various activities in the Institute	8.05
6	Timely Submission of Assignments	9.02
<b>Average</b>		<b>8.64</b>

Avarage Ratings in Pie Chart



Avarage Report

