

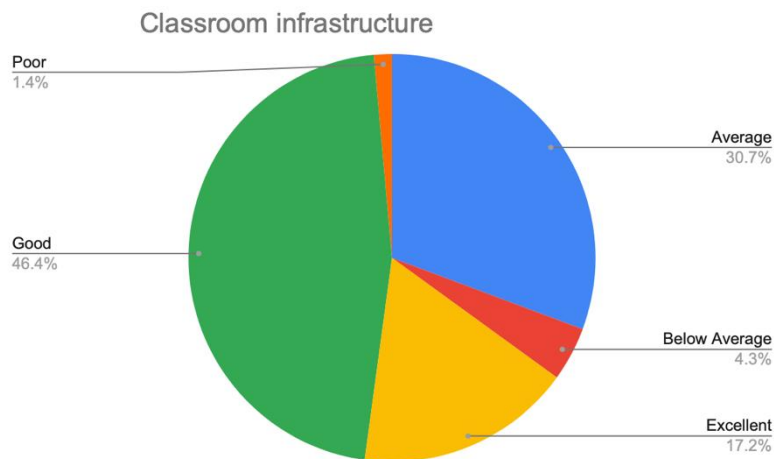
# GAUHATI COMMERCE COLLEGE

## STUDENTS' SATISFACTION SURVEY ANALYSIS

### SESSION: 2020-21

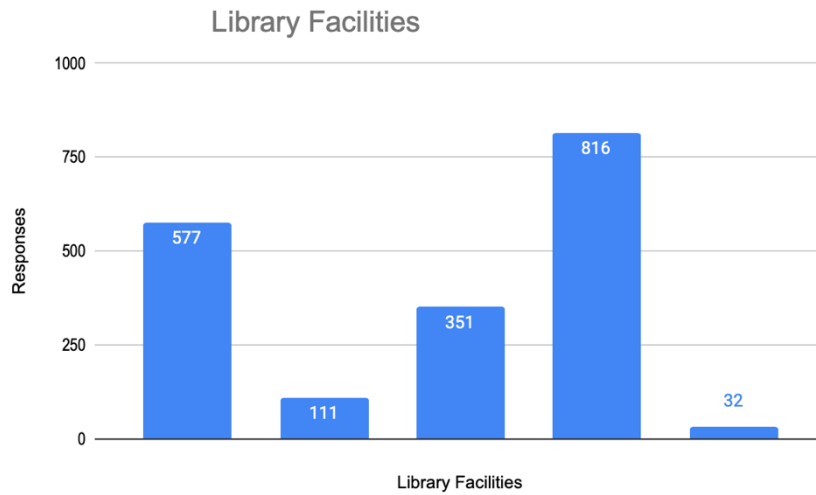
#### 1) Classroom Infrastructure

	Poor	Below Average	Average	Good	Excellent
Classroom Infrastructure	27	81	579	876	324



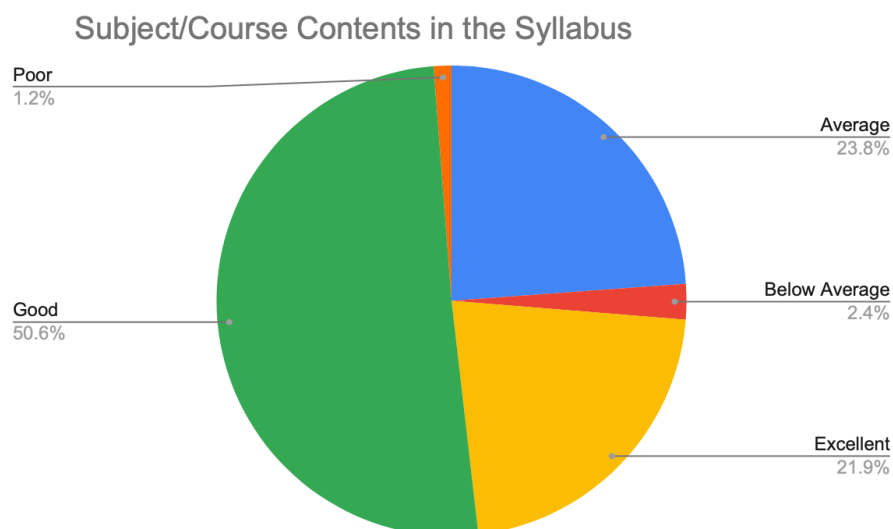
#### 2) Library Facilities

	Poor	Below Average	Average	Good	Excellent
Classroom Infrastructure	32	111	577	816	351



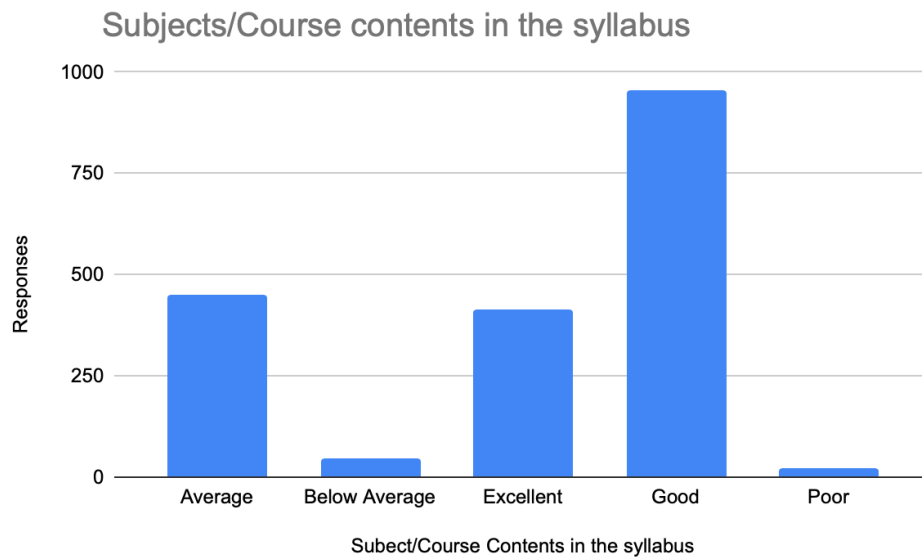
### 3) Subjects/Course Contents in the Syllabus

<i>Rank</i>	Responses
Poor	23
Below Average	46
Excellent	413
Average	450
Good	955
<b>Grand Total</b>	<b>1887</b>



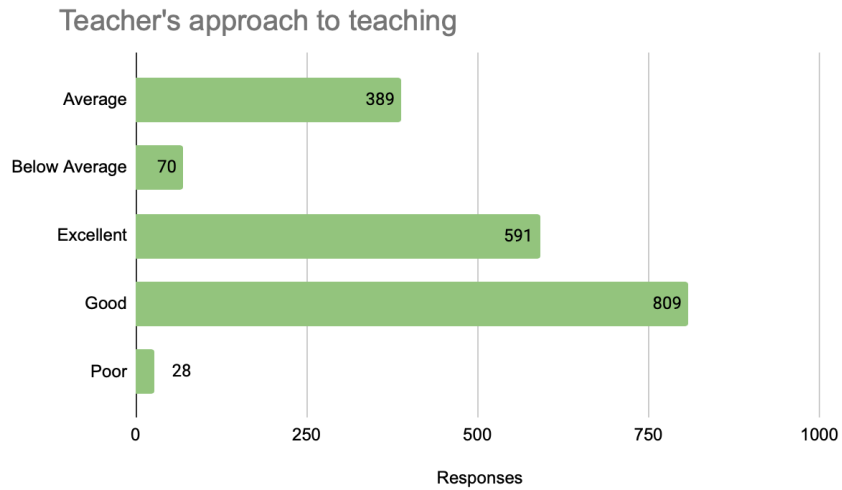
#### 4) Syllabus Coverage

<i>Please rank your satisfaction level for the following parameters [Syllabus Coverage]</i>	Responses
Average	609
Below Average	199
Excellent	302
Good	706
Poor	71
<b>Grand Total</b>	<b>1887</b>



#### 5) Teacher's Approach to teaching

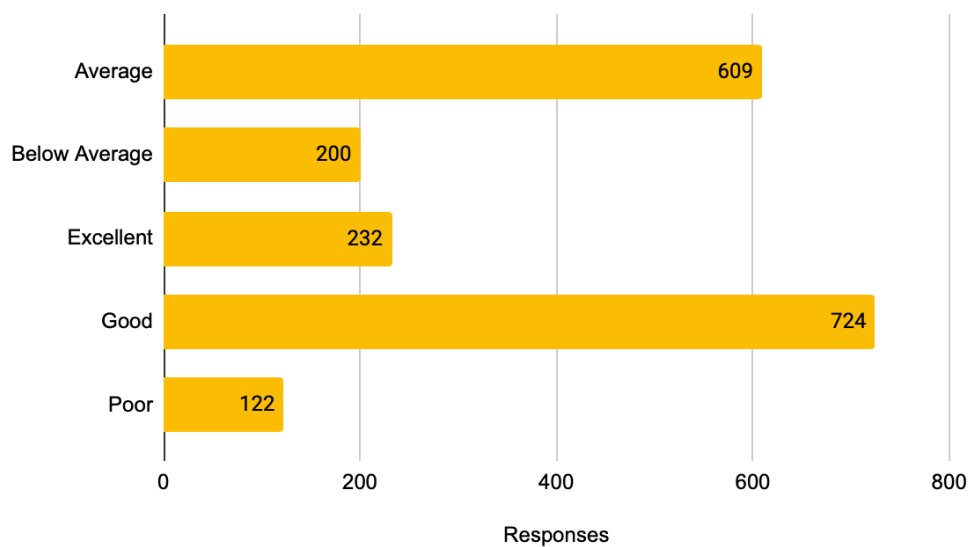
Average	389
Below Average	70
Excellent	591
Good	809
Poor	28



## 6) Use of ICT in the Classroom

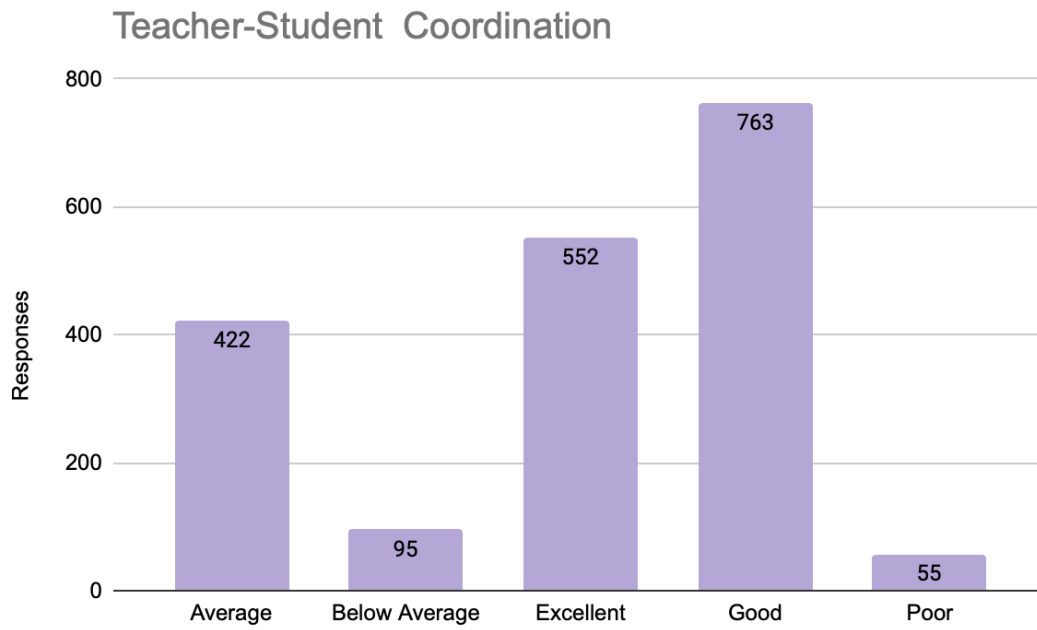
Average	609
Below Average	200
Excellent	232
Good	724
Poor	122
<b>Grand Total</b>	<b>1887</b>

## Use of ICT in the classroom



## 7) Teacher- Student Coordination

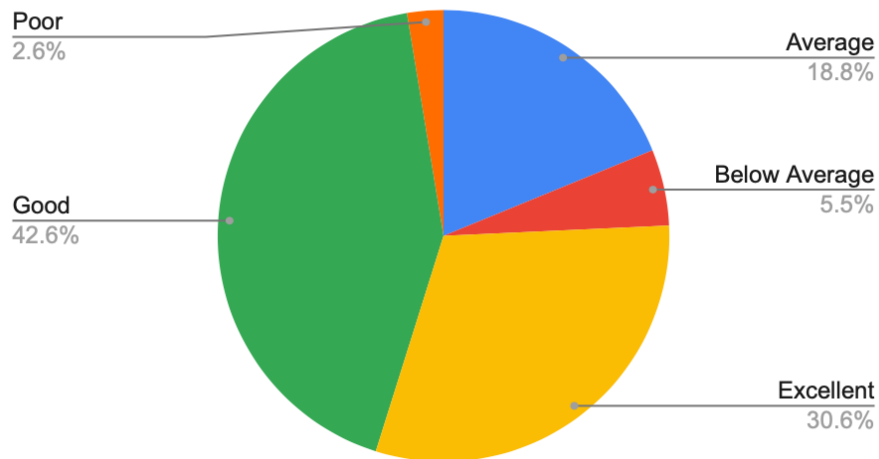
Rank	Responses
Average	422
Below Average	95
Excellent	552
Good	763
Poor	55
<b>Grand Total</b>	<b>1887</b>



### 8) Regularity of Class

<i>Rank</i>	Responses]
Average	355
Below Average	103
Excellent	577
Good	803
Poor	49
<b>Grand Total</b>	<b>1887</b>

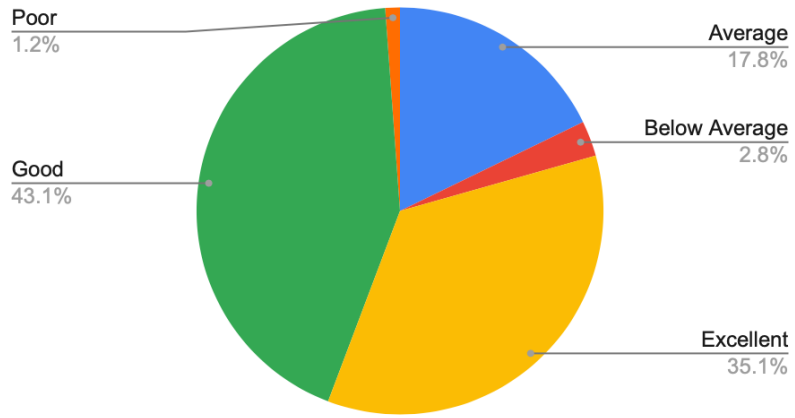
## Regularity of Classes



## 9) Internal Evaluation like Home Assignment, Sessional Examination, etc

Rank	Response
Average	336
Below Average	53
Excellent	663
Good	813
Poor	22
<b>Grand Total</b>	<b>1887</b>

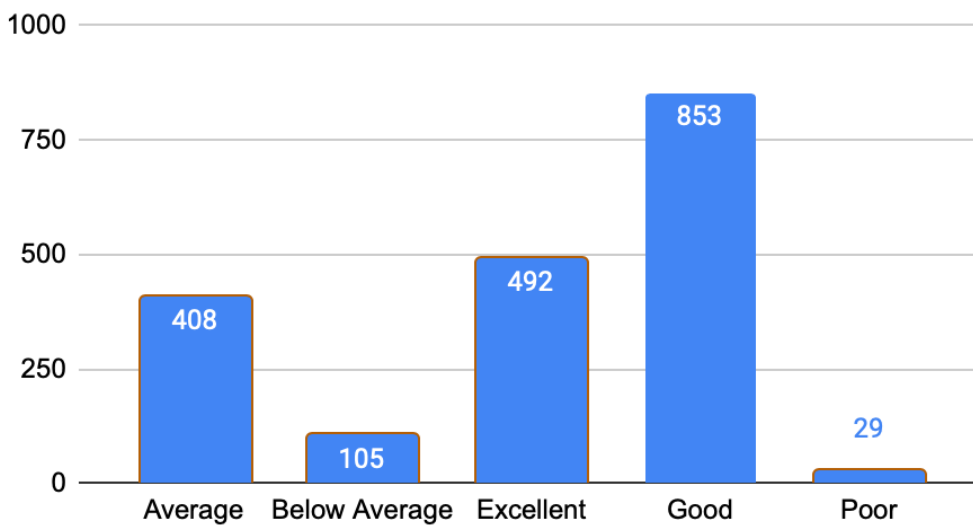
### Internal Evaluation



### 10) Accessibility of Academic Information

Average	408
Below Average	105
Excellent	492
Good	853
Poor	29
<b>Grand Total</b>	<b>1887</b>

### Accessibility of academic information

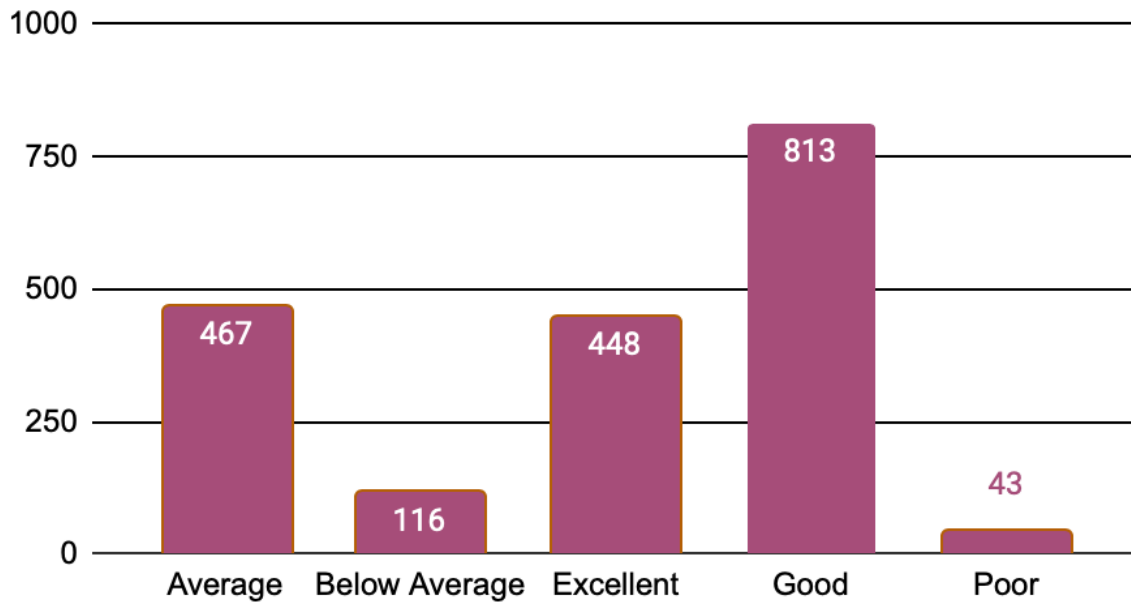




## 11) Role of College Administration

<i>Rank</i>	Responses
Average	467
Below Average	116
Excellent	448
Good	813
Poor	43
<b>Grand Total</b>	<b>1887</b>

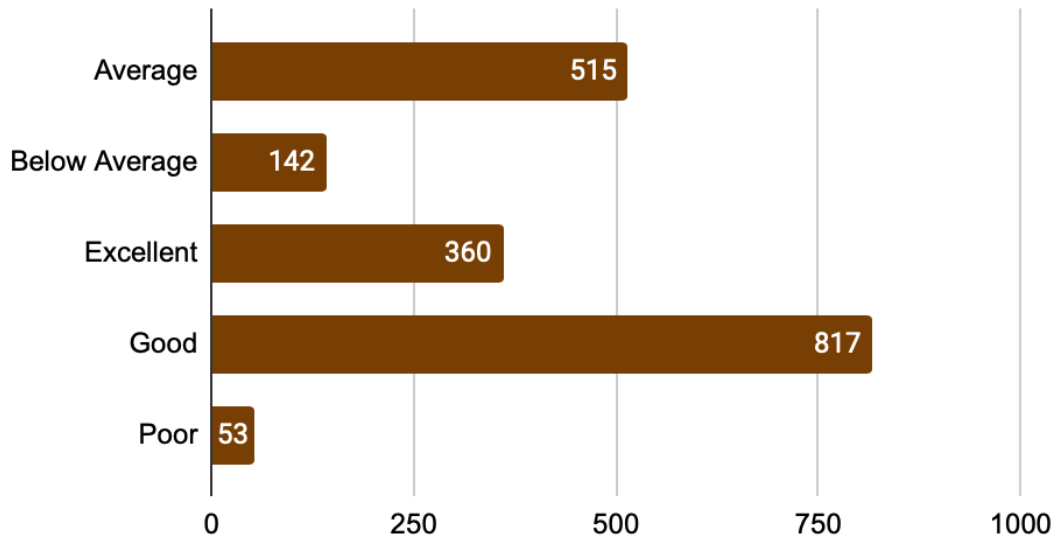
### Role of College Administration



## 12) Office Assistance

<i>Rank</i>	Responses
Average	515
Below Average	142
Excellent	360
Good	817
Poor	53
<b>Grand Total</b>	<b>1887</b>

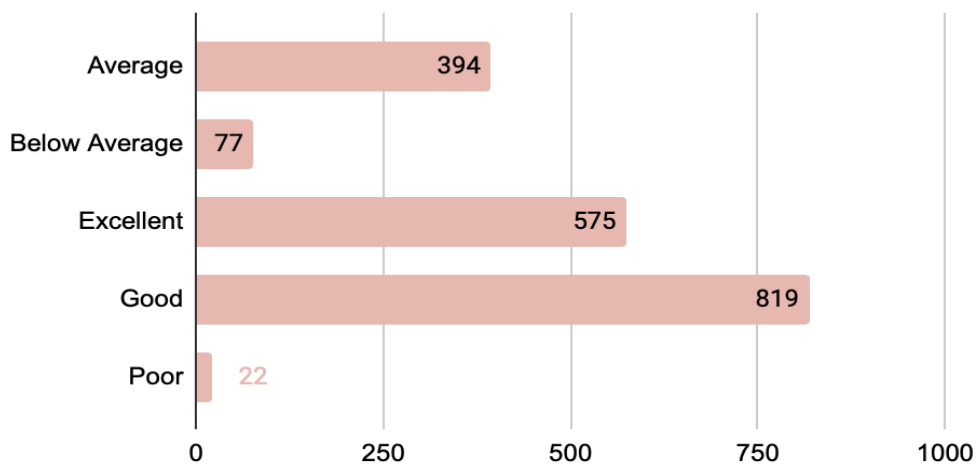
## Office Assistance



### 13) Discipline and Enforcement

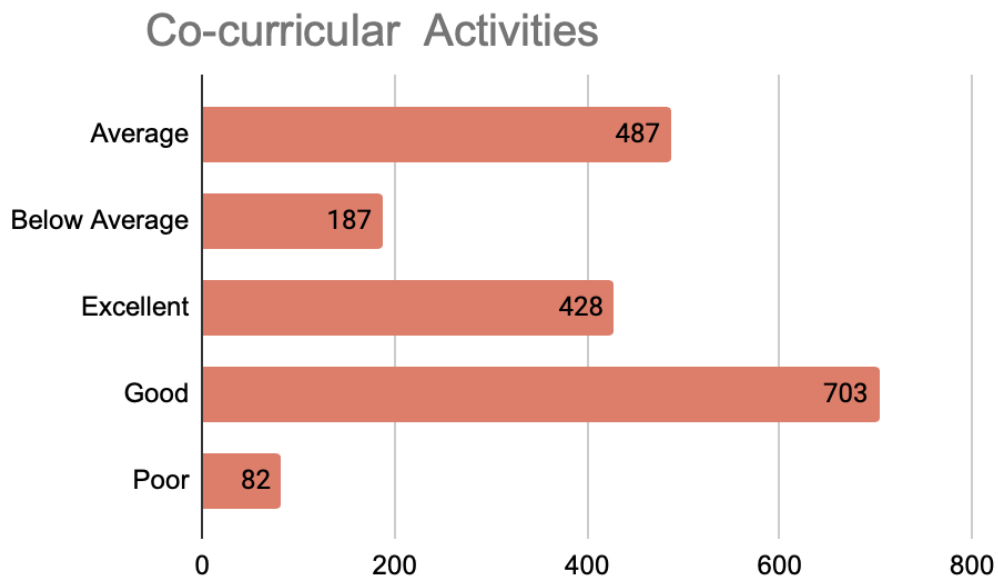
Rank	Response
Average	394
Below Average	77
Excellent	575
Good	819
Poor	22
<b>Grand Total</b>	<b>1887</b>

## Discipline and Enforcement



14) **Co-curricular Activities**

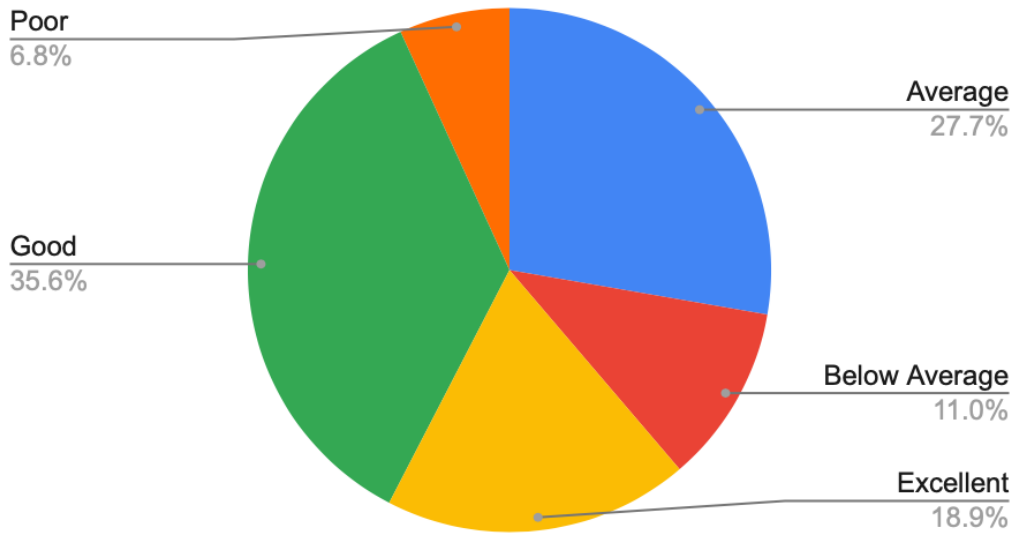
<i>Rank</i>	Responses
Average	487
Below Average	187
Excellent	428
Good	703
Poor	82
<b>Grand Total</b>	<b>1887</b>



15) **Playground**

<i>Rank</i>	Responses
Average	523
Below Average	208
Excellent	356
Good	671
Poor	129
<b>Grand Total</b>	<b>1887</b>

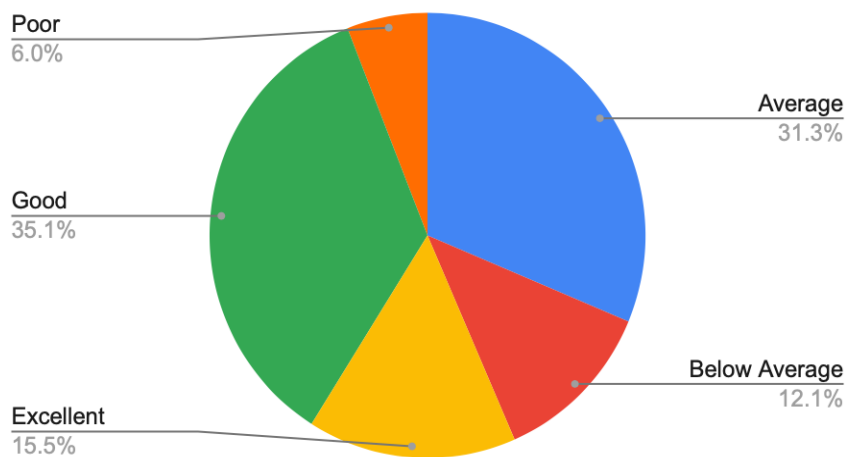
## Playground



## 16) Canteen Facilities

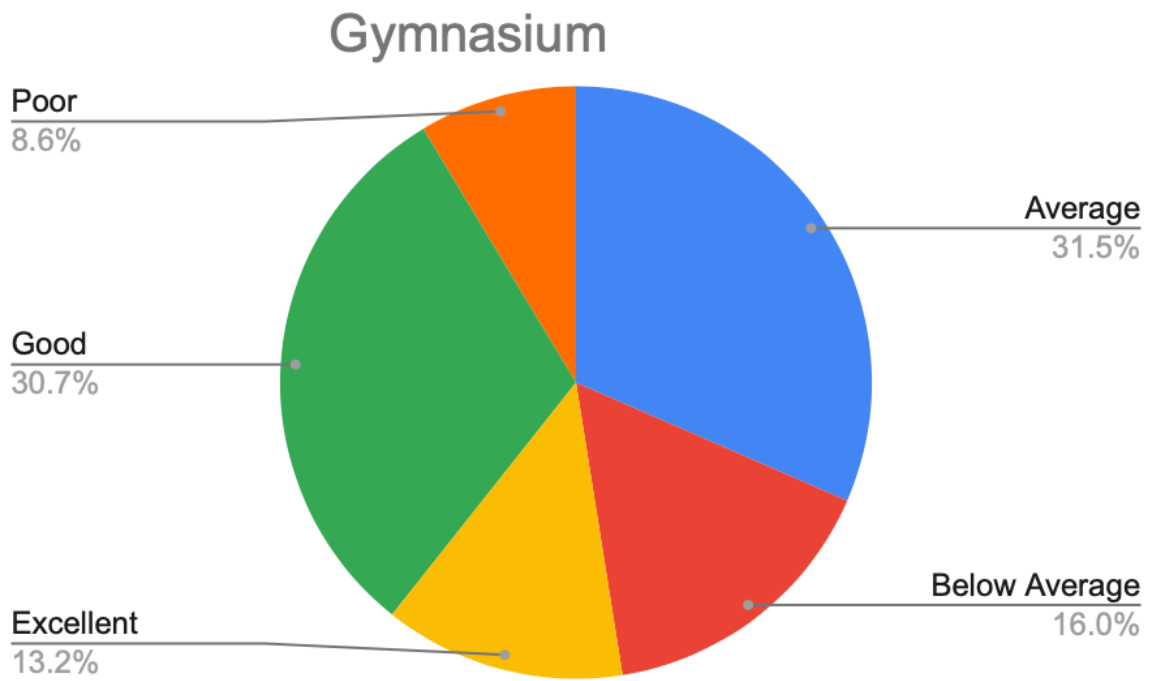
Average	591
Below Average	229
Excellent	292
Good	662
Poor	113
<b>Grand Total</b>	<b>1887</b>

## Canteen Facilities



## 17)      Gymnasium

<i>Rank</i>	Responses
Average	595
Below Average	301
Excellent	249
Good	579
Poor	163
<b>Grand Total</b>	<b>1887</b>



**18) Washroom/ Toilets**

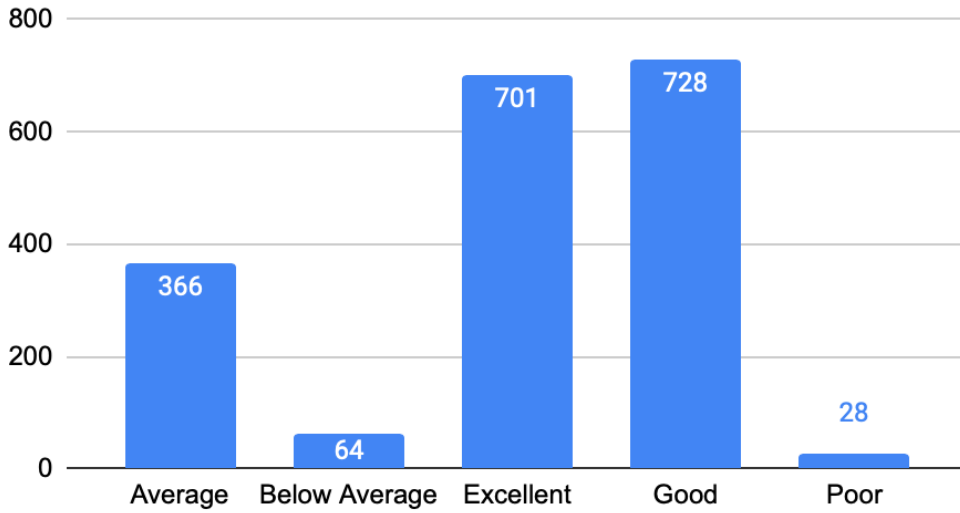
<i>Rank</i>	Responses
Average	509
Below Average	202
Excellent	424
Good	632
Poor	120
<b>Grand Total</b>	<b>1887</b>



**19) Campus Cleanliness**

<i>Rank]</i>	Responses
Average	366
Below Average	64
Excellent	701
Good	728
Poor	28
<b>Grand Total</b>	<b>1887</b>

## Campus Cleanliness



## 20) Grievance Redressal Mechanism

Rank	Responses
Average	549
Below Average	145
Excellent	342
Good	805
Poor	46

## Grievance Redressal Mechanism

